



OASIS SWIM SPAS

World leaders in swim spa technology
Affordable luxury swim spas



PREMIUM SWIM SPAS WITH GLOBAL STRENGTH
SOLD IN OVER 35 COUNTRIES AROUND THE WORLD

oasis spas.com.au

find us on





WELCOME TO YOUR NEW LIFESTYLE

With designs created with you in mind, the luxury and quality of an Oasis Swim Spa will give you the peace of mind you deserve.

In the warmth of your new Oasis Swim Spa you can be guaranteed of a relaxing hydrotherapy experience like no other. Coupled with our Swim Jets placed for optimal performance, an oasis swim spa can give you the best of both worlds. Exercise against the powerful swim jets or just sit back and relax and sooth those tired muscles and aching joints.

Talk to our specialists today about getting into an Oasis Swim Spa that's right for you.



PREMIUM SWIM SPAS WITH GLOBAL STRENGTH SOLD IN OVER 35 COUNTRIES AROUND THE WORLD

WORLD LEADERS IN SWIM SPA TECHNOLOGY

BACKED UP BY OUR CUSTOMER SUPPORT COMMITMENT

Oasis Spas are one of the world's largest swim spa manufacturers, well respected for our quality and expertise. With our experience and ongoing research combined with our drive to remain world leaders in swim spa technology, you can be assured that when you buy an Oasis Spa you are buying peace of mind as well.

Oasis Spas are built and backed by a Major International Manufacturer that builds over a dozen different spa brands and distributes to over 35 countries around the world.

Our Australian Head Office provides both you and your Oasis Spa dealer with professional help, advice and parts. Our Customer Support Plan provided by your Local Oasis Spa Retailer ensures advice, support and knowledge throughout the life of your spa.



THE ULTIMATE LIFESTYLE

We all have busy lives and seem to have less quality time for ourselves and our families. One way to improve your lifestyle is owning your own spa - your own private oasis to which you can escape and spend quality time with your partner and family.

Relaxing, melting away your daily stresses and enjoying a soothing massage in the privacy of your own home any time you want.

GO AHEAD AND TREAT YOURSELF TO A BETTER WAY OF LIVING. YOU DESERVE IT!

4 METRE

The 4 Series Swim Spa is a luxury swim spa, plunge pool, hydrotherapy spa and exercise centre. The 4 Series features the Aqua Lift Swim System, stand up massage wall with 16 accupressure jets, 3 hydrotherapy seats, a cool off seat and a swim area in one compact unit.



DIMENSIONS
4000 x 2250 x 1300mm

LITRES
5500L

DRY WEIGHT
794kg

TOTAL WEIGHT
6294kg

MINIMUM POWER
Direct Wire

Dimensions and weights are estimates only.



Pro Platinum model shown.



**TOUGH BOND
SHELL & CABINET**



**OZONE
SANITISATION**



**HIGH DENSITY
INSULATION**



**STRONGEST
WARRANTY**

	HYDRO	PRO PLATINUM	ELITE PLATINUM
SEATING	3+	3+	3+
PUMPS			
MASSAGE PUMP/S	2 x 3hp (4.8bhp)	3 x 3hp (4.8bhp)	2 x 4hp + 2 x 3hp
FILTRATION PUMP/S	1 x Power Saver WTC	1 x Power Saver WTC	1 x Power Saver WTC
AIR MASSAGE PUMP/S	N/A	1 x 700w	1 x 700w
JETS			
TOTAL JETS	32	61	62
WATER JETS	30	46	46
SWIM JETS	2 x Power Flow	3 x Power Flow	2 x River Flow + 2 x Power Flow
AIR JETS	N/A	12	12
FILTRATION & SANITISATION			
FILTRATION	100sqft Boost Filtration	200sqft Boost Filtration	200sqft Boost Filtration
SANITISATION	Ozone & Mixing Chamber	Ozone & Mixing Chamber	Ozone & Mixing Chamber
CONTROLS			
CONTROLLER	Spa Tech	Spa Net (AUS)	Spa Net (AUS)
HEATER	3kw	6kw Variable Heater	6kw Variable Heater
FEATURES			
INSULATION	Standard 6-layer System	Platinum 8-Layer system	Platinum 8-Layer system
WATERFALLS	N/A	Back Lit Roman	Back Lit Roman
LIGHTING	Large LED & Perimeter	Large LED & Perimeter	Large LED & Perimeter
BACK LIT CONTROLS	N/A	Controls & Headrests	Controls & Headrests
LOCKABLE HARD COVER	Standard	Platinum Pro (Light Weight)	Platinum Pro (Light Weight)
HEAT PUMP CONNECTION	N/A	Yes	Yes
BASE	Sealed ABS Base	Sealed ABS Base	Sealed ABS Base
POWER SUPPLY	32amp	32amp	45amp

OPTIONAL EXTRAS

• Steps • Ultra Zone • Thermosmart Heat Pump • Spa Net SV Heat Pump* • Wi-Fi* Only • Hi-Fi Wi-Fi Stereo* • Colour Touch Screen*

4.4 METRE

The 4.4 Series Swim Spa is a luxury swim spa, plunge pool, hydrotherapy spa and exercise centre. The 4.4 Series features the Aqua Lift Swim System, stand up massage wall with 16 accupressure jets, full body massage lounge, 3 hydrotherapy seats, a cool off seat and a swim area in one compact unit.



DIMENSIONS

4400 x 2250 x 1300mm

LITRES

6000L

DRY WEIGHT

950kg

TOTAL WEIGHT

6950kg

MINIMUM POWER

Direct Wire

Dimensions and weights are estimates only.




Pro Platinum model shown.



**TOUGH BOND
SHELL & CABINET**



**OZONE
SANITISATION**



**HIGH DENSITY
INSULATION**



**STRONGEST
WARRANTY**

	HYDRO	PRO PLATINUM	ELITE PLATINUM
SEATING	5+	5+	5+
PUMPS			
MASSAGE PUMP/S	2 x 3hp (4.8bhp)	3 x 3hp (4.8bhp)	2 x 4hp + 2 x 3hp
FILTRATION PUMP/S	1 x Power Saver WTC	1 x Power Saver WTC	1 x Power Saver WTC
AIR MASSAGE PUMP/S	N/A	1 x 700w	1 x 700w
JETS			
TOTAL JETS	38	65	66
WATER JETS	36	52	52
SWIM JETS	2 x Power Flow	3 x Power Flow	2 x River Flow + 2 x Power Flow
AIR JETS	N/A	10	10
FILTRATION & SANITISATION			
FILTRATION	100sqft	200sqft	200sqft
SANITISATION	Ozone & Mixing Chamber	Ozone & Mixing Chamber	Ozone & Mixing Chamber
CONTROLS			
CONTROLLER	Spa Tech	Spa Net (AUS)	Spa Net (AUS)
HEATER	3kw	6kw Variable Heater	6kw Variable Heater
FEATURES			
INSULATION	Standard 6-layer System	Platinum 8-Layer system	Platinum 8-Layer system
WATERFALLS	N/A	Back Lit Roman	Back Lit Roman
LIGHTING	Large LED & Perimeter	Large LED & Perimeter	Large LED & Perimeter
BACK LIT CONTROLS	N/A	Controls & Headrests	Controls & Headrests
LOCKABLE HARD COVER	Standard	Platinum Pro (Light Weight)	Platinum Pro (Light Weight)
HEAT PUMP CONNECTION	N/A	Yes	Yes
BASE	Sealed ABS Base	Sealed ABS Base	Sealed ABS Base
POWER SUPPLY	32amp	32amp	45amp

OPTIONAL EXTRAS

• Steps • Ultra Zone • Thermosmart Heat Pump • Spa Net SV Heat Pump* • Wi-Fi* Only • Hi-Fi Wi-Fi Stereo* • Colour Touch Screen*

**Only available on Platinum models. Specifications are subject to change.*

5.5 METRE

The 5.5 Series Aqua Swim is a roomy plunge pool, never ending swimming pool, hydrotherapy spa and aqua aerobics centre that caters for all of your relaxation and exercise needs in one large luxury swim spa.



DIMENSIONS

5500 x 2250 x 1290mm

LITRES

7500L

DRY WEIGHT

1104kg

TOTAL WEIGHT

8604kg

MINIMUM POWER

Direct Wire

Dimensions and weights are estimates only.




Pro Platinum model shown.



**TOUGH BOND
SHELL & CABINET**



**OZONE
SANITISATION**



**HIGH DENSITY
INSULATION**



**STRONGEST
WARRANTY**

	HYDRO	PRO PLATINUM	ELITE PLATINUM
SEATING	5+	5+	5+
PUMPS			
MASSAGE PUMP/S	2 x 3hp (4.8bhp)	3 x 3hp (4.8bhp)	2 x 4hp + 2 x 3hp (4.8bhp)
FILTRATION PUMP/S	1 x Power Saver WTC	1 x Power Saver WTC	1 x Power Saver WTC
AIR MASSAGE PUMP/S	N/A	1 x 700w	1 x 700w
JETS			
TOTAL JETS	50	65	66
WATER JETS	54	52	52
SWIM JETS	2 x Power Flow	3 x Power Flow	2 x River Flow + 2 x Power Flow
AIR JETS	N/A	10	10
FILTRATION & SANITISATION			
FILTRATION	100sqft	200sqft	200sqft
SANITISATION	Ozone & Mixing Chamber	Ozone & Mixing Chamber	Ozone & Mixing Chamber
CONTROLS			
CONTROLLER	Spa Tech	Spa Net (AUS)	Spa Net (AUS)
HEATER	3kw	6kw Variable Heater	6kw Variable Heater
FEATURES			
INSULATION	Standard 6-layer System	Platinum 8-Layer system	Platinum 8-Layer system
WATERFALLS	N/A	Back Lit Roman	Back Lit Roman
LIGHTING	Large LED & Perimeter	Large LED & Perimeter	Large LED & Perimeter
BACK LIT CONTROLS	N/A	Controls & Headrests	Controls & Headrests
LOCKABLE HARD COVER	Standard	Platinum Pro (Light Weight)	Platinum Pro (Light Weight)
HEAT PUMP CONNECTION	Yes	Yes	Yes
BASE	Sealed ABS Base	Sealed ABS Base	Sealed ABS Base
POWER SUPPLY	32amp	32amp	45amp

OPTIONAL EXTRAS

• Steps • Ultra Zone • Thermosmart Heat Pump • Spa Net SV Heat Pump* • Wi-Fi* Only • Hi-Fi Wi-Fi Stereo* • Colour Touch Screen*

5.5 METRE EXTRA DEPTH

The 5.5 series extra depth swim spa is taller than most swim spas with deeper water in the plunge pool / swimming pool / Aqua Aerobics area to better cater for your swimming and exercise needs.



DIMENSIONS

5500 x 2250 x 1520mm

LITRES

10000L

DRY WEIGHT

1280kg

TOTAL WEIGHT

11280kg

MINIMUM POWER

Direct Wire

Dimensions and weights are estimates only.




Pro Platinum model shown.



**TOUGH BOND
SHELL & CABINET**



**OZONE
SANITISATION**



**HIGH DENSITY
INSULATION**



**STRONGEST
WARRANTY**

	HYDRO	PRO PLATINUM	ELITE PLATINUM
SEATING	2+	2+	2+
PUMPS			
MASSAGE PUMP/S	2 x 3hp (4.8bhp)	3 x 3hp (4.8bhp)	2 x 4hp + 2 x 3hp (4.8bhp)
FILTRATION PUMP/S	1 x Power Saver WTC	1 x Power Saver WTC	1 x Power Saver WTC
JETS			
TOTAL JETS	54	37	37
WATER JETS	50	33	33
SWIM JETS	2 x Power Flow	3 x Power Flow	2 x River Flow + 2 x Power Flow
FILTRATION & SANITISATION			
FILTRATION	100sqft	200sqft	200sqft
SANITISATION	Ozone & Mixing Chamber	Ozone & Mixing Chamber	Ozone & Mixing Chamber
CONTROLS			
CONTROLLER	Spa Tech	Spa Net (AUS)	Spa Net (AUS)
HEATER	3kw Variable Heater	6kw Variable Heater	6kw Variable Heater
FEATURES			
INSULATION	Standard 6-Layer system	Platinum 8-Layer system	Platinum 8-Layer system
WATERFALLS	N/A	N/A	N/A
LIGHTING	Large LED & Perimeter	Large LED & Perimeter	Large LED & Perimeter
BACK LIT CONTROLS	N/A	Controls & Headrests	Controls & Headrests
LOCKABLE HARD COVER	Standard	Platinum Pro (Light Weight)	Platinum Pro (Light Weight)
HEAT PUMP CONNECTION	Yes	Yes	Yes
BASE	Sealed ABS Base	Sealed ABS Base	Sealed ABS Base
POWER SUPPLY	25amp	32amp	45amp

OPTIONAL EXTRAS

• Steps • Ultra Zone • Thermosmart Heat Pump • Spa Net SV Heat Pump* • Wi-Fi* Only • Hi-Fi Wi-Fi Stereo* • Colour Touch Screen*

*Only available on Platinum models. Specifications are subject to change.

5.9 METRE DUO

The Duo Series Swim Spa is the ultimate entertainment, relaxation and exercise centre. With a plunge pool, never ending swimming pool and Aqua Aerobics area plus a separate hydrotherapy spa it allows you to enjoy different temperatures for your swim and spa activities.



DIMENSIONS

5900 x 2250 x 1300mm

LITRES

6769L

DRY WEIGHT

1192kg

TOTAL WEIGHT

7961kg

MINIMUM POWER

Direct Wire

Dimensions and weights are estimates only.



Pro Platinum model shown.



**TOUGH BOND
SHELL & CABINET**



**OZONE
SANITISATION**



**HIGH DENSITY
INSULATION**



**STRONGEST
WARRANTY**

	HYDRO	PRO PLATINUM	ELITE PLATINUM
SEATING	8+	8+	8+
PUMPS			
MASSAGE PUMP/S	Spa - 2 x 2hp / Swim - 2 x 3hp	Spa - 2 x 3hp / Swim - 3 x 3hp	Spa - 2 x 3hp / Swim - 2 x 4hp & 2 x 3hp
FILTRATION PUMP/S	2 x Power Saver WTC	2 x Power Saver WTC	2 x Power Saver WTC
AIR MASSAGE PUMP/S	N/A	1 x 700w (spa end)	1 x 700w (spa end)
JETS			
TOTAL JETS	108	121	122
WATER JETS	102	106	106
SWIM JETS	2 x Power Flow	3 x Power Flow	2 x River Flow + 2 x Power Flow
AIR JETS	N/A	12	12
FILTRATION & SANITISATION			
FILTRATION	Spa - 100sqft / Swim - 100sqft	Spa - 100sqft / Swim - 200sqft	Spa - 100sqft / Swim - 200sqft
SANITISATION	2 x Ozone & Mixing Chamber	2 x Ozone & Mixing Chamber	2 x Ozone & Mixing Chamber
CONTROLS			
CONTROLLER	2 x Spa Tech	2 x Spa Net (AUS)	2 x Spa Net (AUS)
HEATER	2 x 3kw	2 x 6kw Variable Heater	2 x 6kw Variable Heater
FEATURES			
INSULATION	Standard 6-layer System	Platinum 8-Layer system	Platinum 8-Layer system
WATERFALLS	N/A	Back Lit Roman	Back Lit Roman
LIGHTING	Large LED & Perimeter	Large LED & Perimeter	Large LED & Perimeter
BACK LIT CONTROLS	N/A	Controls & Headrests	Controls & Headrests
LOCKABLE HARD COVER	Standard	Platinum Pro (Light Weight)	Platinum Pro (Light Weight)
HEAT PUMP CONNECTION	Yes	Yes	Yes
BASE	Sealed ABS Base	Sealed ABS Base	Sealed ABS Base
POWER SUPPLY	Spa - 32amp / Swim - 32amp	Spa - 32amp / Swim - 32amp	Spa - 32amp / Swim - 45amp

OPTIONAL EXTRAS

• Steps • Ultra Zone • Thermosmart Heat Pump • Spa Net SV Heat Pump* • Wi-Fi* Only • Hi-Fi Wi-Fi Stereo* • Colour Touch Screen*

5.9 METRE DUO EXTRA DEPTH

The 5.9 Series Duo Extra depth swim spa is taller than most swim spas, providing the ultimate entertainment, relaxation and exercise centre.



DIMENSIONS

5900 x 2250 x 1520mm

LITRES

8500L

DRY WEIGHT

1326kg

TOTAL WEIGHT

9826kg

MINIMUM POWER

Direct Wire

Dimensions and weights are estimates only.




Pro Platinum model shown.



**TOUGH BOND
SHELL & CABINET**



**OZONE
SANITISATION**



**HIGH DENSITY
INSULATION**



**STRONGEST
WARRANTY**

	HYDRO	PRO PLATINUM	ELITE PLATINUM
SEATING	6+	6+	6+
PUMPS			
MASSAGE PUMP/S	Spa - 2 x 2hp / Swim - 2 x 3hp	Spa - 2 x 3hp / Swim - 3 x 3hp	Spa - 2 x 3hp / Swim - 2 x 4hp & 2 x
FILTRATION PUMP/S	2 x Power Saver WTC	2 x Power Saver WTC	2 x Power Saver WTC
AIR MASSAGE PUMP/S	N/A	1 x 700w (spa end)	1 x 700w (spa end)
JETS			
TOTAL JETS	108	76	76
WATER JETS	102	64	64
SWIM JETS	2 x Power Flow	4 x Power Flow	2 x River Flow + 2 x Power Flow
FILTRATION & SANITISATION			
FILTRATION	Spa - 100sqft / Swim - 100sqft	Spa - 100sqft / Swim - 200sqft	Spa - 100sqft / Swim - 200sqft
SANITISATION	2 x Ozone & Mixing Chamber	2 x Ozone & Mixing Chamber	2 x Ozone & Mixing Chamber
CONTROLS			
CONTROLLER	2 x Spa Tech	2 x Spa Net (AUS)	2 x Spa Net (AUS)
HEATER	2 x 3kw	2 x 6kw Variable Heater	2 x 6kw Variable Heater
FEATURES			
INSULATION	Standard 6-Layer system	Platinum 8-Layer system	Platinum 8-Layer system
WATERFALLS	N/A	Back Lit Cascade	Back Lit Cascade
LIGHTING	Large LED & Perimeter	Large LED & Perimeter	Large LED & Perimeter
BACK LIT CONTROLS	N/A	Controls & Headrests	Controls & Headrests
LOCKABLE HARD COVER	Standard	Platinum Pro (Light Weight)	Platinum Pro (Light Weight)
HEAT PUMP CONNECTION	Yes	Yes	Yes
BASE	Sealed ABS Base	Sealed ABS Base	Sealed ABS Base
POWER SUPPLY	Spa - 15amp / Swim - 25amp	Spa - 32amp / Swim - 32amp	Spa - 32amp / Swim - 45amp

OPTIONAL EXTRAS

• Steps • Ultra Zone • Thermosmart Heat Pump • Spa Net SV Heat Pump* • Wi-Fi* Only • Hi-Fi Wi-Fi Stereo* • Colour Touch Screen*

*Only available on Platinum models. Specifications are subject to change.

SPA & CABINET COLOURS

In addition to Lucite Acrylic's excellent gloss and colour retention, surfaces are naturally impervious to microbes. The non-porous nature of Aristech's acrylic defends against the penetration and subsequent growth of microorganisms on its surface. Oasis Spas are shielded against microbes, easy to clean, durable, and do not contain any antimicrobial chemicals, pesticides or similar additives.

SPA ACRYLIC COLOURS



Sterling Marble



Ocean Wave



Midnight Opal

CABINET & COVER COLOURS



Slate Grey



Mocha





EASY-CARE JETS

Spinning jets are awesome, but to keep them spinning, most brands of jets have to be removed and cleaned regularly to clear the bearings of grit, chemical residue and body oils. Our Jets Spin on floating stainless steel shaft so there are no bearings to fail. The screw in screw out feature means there are no clips to break. The tough PVC and Stainless construction also means a long life and resistance against chemicals.



"TOUGH BOND" SHELL

Our 8-10mm thick shell made with American Lucite or Aristech acrylic with our 6 Layer fibreglass resin construction is oven cured for strength & rigidity. With this process and our extra thick acrylic, Oasis swim spas have the strength necessary to last.



TOUGH BUILT CABINETS

Our "tough built" have triple reinforced corners, cross-bracing and supports under every seat. All our swim spas have a galvanised steel frame for extra strength. Galvanised steel is stronger, anti corrosive and heavier than timber, aluminium and stainless steel making it the best choice for swim spas holding large amounts of water.



WTC CIRCULATION PUMP

Our high flow WTC circulation pump features low speed operation but delivers a larger flow. Its low speed operation allows it to be less abrasive, long lasting, energy efficient and super quiet. Suitable for continuous filtration and circulation of spas and swim spas. You can be sure your swim spa meets even the most stringent energy regulations while minimising operating expenses. Costing the same amount as a 250W light bulb to run.



THERMO-WOOD CABINET

Our high density synthetic wood cabinet has a high level of insulation to stop heat escaping through the walls of your swim spa cabinet.



EASY CARE "CLICK IN" CABINET

All Oasis swim spas come with "click in" cabinet door. This secures the cabinets for transport and also makes it easier when putting the cabinet door back on.



EASY-CARE OZONE SYSTEM

Our Easy-Care CD Ozone system kills germs and breaks down body oils and our special boost chamber maximises ozone efficiency and protects you and your swim spa. This means crystal clear water with less maintenance and less chemicals.




200SQFT FILTRATION

Our swim spas offer 200SQFT Filtration unlike others that offer 100SQFT. This helps maximise filtration and water clarity. The larger filtration also means you wont have to clean your filters as often.



DREAMTIME LIGHTING

All Oasis swim spas come with the dreamtime lighting package, including a Large LED Light and perimeter lighting with over 14 Different colour sequences. Creating chromotherapy for relaxation and kaleidoscope of colours throughout your spa. Choose a lighter colour spa shell to get the full lighting experience. (Check out the additional features available in our platinum upgrades.)



HIGH DENSITY INSULATION

Every swim spa has a layer of high density "closed cell" (waterproof) foam sprayed onto the inside of the swim spa shell to stop heat loss from the water. Plus multi-layer insulation on the inside of the "no gap" cabinet panels to reduce power usage further.

- High density therm-wood cabinet cladding
- High density closed-cell foam on the shell
- ABS base
- High density thermal hard cover
- "No gap" cabinet

(Checkout the platinum upgrade with 8 Layer insulation system.)





STANDARD OPTIONAL UPGRADES

Our optional upgrades make enjoying your swim spa all year round even easier and cost effective. Reduce running costs by up to 75% with our premium Heat & Cool Pumps and reduce chemical usage and maintenance with the Ultra Zone.



HEAT & COOL PUMPS

Our heat pumps are suitable for all spas or swim spas allowing you to not only heat in winter but also cool it to stop heat build-up in summer. The auto defrost function protects the unit during adverse weather conditions. The heat & cool pumps can save you up to 75% on your running costs.



ULTRA ZONE (UV-OZONE)

Ultra Zone combines ozone generation with UV-C sterilisation – the ozone is generated via corona discharge and then injected into the UV chamber. The UV reacts with the ozone to create a powerful oxidiser inactivating bacteria, burning off unwanted organic matter, resulting in crystal clear, clean water.





PLATINUM FEATURES

In addition to the standard features, the Platinum also introduces some additional benefits including superior technology, easier maintenance, lower running costs on the Australian market and a better spa experience. Oasis swim spas are the best value for money swim spas available in Australia.



15YR
STRUCTURAL
WARRANTY



PLATINUM PROHARD COVER

The Pro Platinum Hard Cover offers you a slimmer lighter cover that will hold up to 100kg static weight. With a light fibreglass application on the foam it ensures strength and Insulation to its optimal potential.



PLATINUM WATERFALLS

Most of our platinum models come with back lit cascade and/or Roman waterfalls. Creating the perfect ambiance whilst relaxing in your spa.



PLATINUM ANTI MICROBIAL FILTERS

Anti Microbial Filters combining inert organic materials with silver into our filter media enables our cartridges to help reduce odour-causing bacteria and inhibit growth of destructive mould and mildew on the filter cartridge.



PLATINUM 8 LAYER INSULATION

Our Platinum Series Spas feature even more insulation with a thicker layer of P.U. foam (as well as the multi-layer insulation) on the inside of the cabinet panels. In addition, foam insulation is sprayed onto the fibreglass base and multi-layer insulation added on top.

- High density thermo-wood cabinet cladding
- 12mm thick high-density PE foam sheeting
- Multi-layer thermo-wrap
- Fibreglass base (most models)
- High density foam on the base (most models)
- Multi-layer insulation
- 25mm thick high density closed cell foam on the shell
- High density lockable hard cover



PLATINUM EASY-CARE CONTROLLERS

Your Platinum control system offers you unlimited ways to tailor your spa to save money and meet your needs. After initial setup, it remembers your settings and automatically manages your spa so it's always at the right temperature, clean and ready to enjoy 24 hours a day. This system also boasts a handy "lockout" mode and a "weekend" mode (that maintains your spa at minimal cost if you're not using it during the week). This controller is super intelligent, leaving you to simply turn on the jets and lights, relax and enjoy.



PLATINUM BEARING-LESS STAINLESS STEEL JETS

Our Platinum bearingless jets are made from hard PVC (with stainless steel trims) which won't deteriorate. They have a screw-in mechanism (no clips to break) and they spin on a floating stainless steel spindle (so there are no bearings to fall out).



PLATINUM SELF-CLEANING TEFLON HEATERS

Our Platinum Series spas have high-tech "variable output" heaters with much larger 3 or 6 kW outputs. The extra output ensures much quicker heat up times and the variable output element means less heat loss during use as the heaters do not turn off when the spa pumps are running like other brands do.



PLATINUM DREAMTIME LIGHTING

In addition to the standard Dreamtime lighting package, the Platinum package includes backlit waterfalls, top side controllers and head rests. Creating the ultimate chromotherapy for relaxation and kaleidoscope of colours all throughout your spa. (Choose a lighter colour spa shell to get the full lighting experience.)

PLATINUM OPTIONAL UPGRADES

Maximise your spa experience with our Platinum optional upgrades, including large colour touch screen, Wi-Fi & HiFi, ultra zone, and heat & cool pumps.



PLATINUM WI-FI

The Platinum Wi-Fi System allows you to connect and control your spa through Wi-Fi technologies. Download the app to your phone or device and receive information about your spa and access to back up and service support for you spa. Only available on platinum models. (Locally fitted.)



PLATINUM WI-FI / HI-FI

The Platinum Hi-Fi Wi-Fi System allows you to connect and control your spa through Wi-Fi and Bluetooth technologies. Download the app to your phone or device and receive information about your spa and access to back up and service support for your spa. Use the Bluetooth audio system comprising of 2 x transducer speakers and a subwoofer allowing the perfect sound through your shell with no pop up speakers to maintain or break. Only available on Platinum models.



PLATINUM TOUCH SCREEN

Large Colour Touch Screen display easy to operate and works even with wet fingers. Auto brightness adjustment and low profile taking your spa into the next generation. (Locally fitted.)



PLATINUM HEAT & COOL PUMPS

The top side controller compatible Platinum Heat Pumps are are suited for Spas & Swim Spas. Offering both heating and cooling functions directly through the control panel, the Heat Pumps allows you to cool in Summer and keep warm in Winter. The heat & cool pumps can save you up to 75% on your running costs. Only available on Platinum models.



OPTIONAL ULTRA ZONE (UV-OZONE)

Ultra Zone combines ozone generation with UV-C sterilisation – the ozone is generated via corona discharge and then injected into the UV chamber. The UV reacts with the ozone to create a powerful oxidiser inactivating bacteria, burning off unwanted organic matter, resulting in crystal clear, clean water.

PLATINUM POWER SAVER TECHNOLOGY

TESTING PROVES YOU'LL SAVE OVER \$3,000 WITH OUR EXCLUSIVE POWER SAVER TECHNOLOGY

TEST RESULTS - HERE'S PROOF

We built two of the same 1250 litre spas - the same model, but one was built using our power saver technology and insulation system and the other simulating the equipment and insulation in most other spas. Then we tested to see how much it would cost to maintain water temperature and filtration in each spa.

BUT YOU'LL ACTUALLY SAVE MORE THAN THIS...

Both spas we tested had our "no gap" cabinet - in reality the other spa would have gaps in the cabinet and would have used even more power.

Our savings are based on your spa lasting 12 years. It should last a lot longer so your savings will be more.

If you've got a smart meter you'll save up to 30% more by using "Power Saver Mode" and off-peak power for all heating and filtration.

Our Platinum series spas are gas & heat pump compatible. Fit either of these & save up to 75% on heating costs.

Eco Mode, Sleep Mode and other Power Saver Technologies were not used during testing which would have reduced running costs even further.



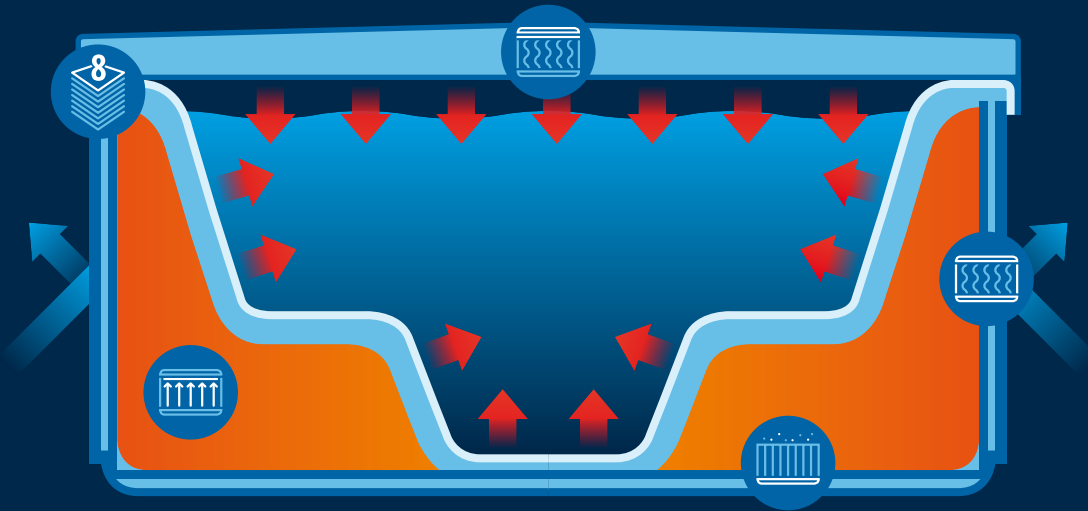
TEST CONDITIONS











Environment: 20 degrees ambient temperature. Water temperature: 37 degrees - spa set to maintain this temperature. Test Spas: 1250 litres each (same spa model). All claims relating to savings on running costs are based on 28 cents per kW and 3% yearly energy price increases. For the purpose of these calculations, the "life of your spa" is 12 years. Testing done by: "Waltek" - an internationally accredited testing laboratory.



PLATINUM POWER SAVER INSULATION SYSTEM

PLATINUM 8 LAYER POWER SAVER INSULATION SYSTEM




  <p>25mm thick foam on the shell (3 times average thickness) stops heat loss through the spa shell</p>	  <p>Lockable cover with high density insulating foam stops heat loss from above</p>	  <p>Fibreglass base plus 2 layers of insulation stops heat loss into the ground</p>	  <p>Insulated cladding plus 2 layers of insulation stops heat loss from the cabinet</p>	  <p>"No Gap" cabinet keeps heat in and cold air out</p>
---	--	--	--	--




HEAT PUMP & GAS HEATER READY

- The technology, pump, plumbing & connections are in place, so you can connect a heat pump anytime and save up to 75% on heating costs
- Exclusive integrated heat pump technology control your heat pump with your spa touchpad



POWER SAVER CONTROLLER

- Thermal tuning, power saver mode, eco mode and other exclusive Power Saver Technologies reduce running costs.
- The only spa controller that is heat pump compatible
- If you have a smart meter, save up to 30% using off-peak power & "Power Saver Mode"
- 50-100% quicker heating - so your pump turns off sooner and you save money



POWER SAVER FILTER PUMP

- Only needs to run 4 hours a day
- High Flow
- Low Power Draw



ELITE SWIM SYSTEM

Swimming on the spot is made possible due to resistance against a continuous strong water flow. To swim properly, you need powerful pumps and unrestricted swim jets to create the necessary water flow. Precise swim jet positioning is also necessary so the water flow targets the body for maximum resistance.

Most swim spas use only the round swim jets, which are great for a targeted resistance but create a water flow that is less smooth. Others have "River Flow" jets which create a more natural, smooth water flow.

These "River Flow" jets only work well when the manufacturer understands that these jets require precise positioning, a much higher water flow and specialised plumbing.

After years of development and testing we now introduce our Elite Swim System - combining both jet types matched with the correct sized pumps, precise jet positioning and direct, restriction free plumbing to create the ultimate swim spa experience.

THE OASIS ELITE SWIM SYSTEM INCLUDES POWERFUL RIVER FLOW & POWER FLOW JETS:



RIVER FLOW SWIM JETS

- Two backlit "River Flow" swim jets for a smooth swimming experience powered by two huge 4HP high flow pumps with no water diverters and short direct plumbing for maximum water flow.



POWER FLOW SWIM JETS

- Two "Power Flow" swim jets for targeted resistance powered by two 3HP high flow pumps.

OASIS SWIM SPAS - THE ULTIMATE SWIMMING EXPERIENCE



POWERFUL SWIM JETS POSITIONED FOR MAXIMUM RESISTANCE

- Powerful water flow and maximum resistance against your body.
- For maximum flow we use full flow swim jets with a 50mm opening.
- Correct jet positioning is crucial. Our swim jets target the shoulders and chest to create maximum resistance. Low or wide jets just waste water flow.
- Some brands run two swim jets off one pump, causing neither jet to work properly. All Oasis swim spas have a dedicated pump for each swim jet.



SWIM POLE SWIM SYSTEM

- Fantastic alternative swim system.
- Great for kids, less experienced swimmers and aerobic training.
- Self correcting – swim fast, slow, left or right – no need to be a great swimmer or keep “in the zone”.



SUPERIOR SWIM SPA TECHNOLOGY

- All our standard height spas have a stand up, deep tissue Hydrotherapy massage wall.
- Our Elite swim spa system creates a powerful, yet smooth water flow for the ultimate swim spa experience.
- Our “Extra Depth” swim spa range offers deeper water for a better bathing and swimming experience.
- Our “Aqua Lift” technology helps you maintain buoyancy and stay within the waterflow.




EXERCISE HANDRAIL AND EXERCISE BAND

All of our swim spas come with a hand rail above the swim jets for extra support and use whilst exercising.

- Great for teaching kids how to swim.
- Create your own aqua aerobics workout.
- Attach the exercise band to the handrail and use it for arm, shoulder and leg exercises.







Contact Your Nearest Dealer

oasisspas.com.au

find us on

