



Oasis Swim Spa Range

Designed for living

Find your nearest dealer at
oasis spas.com.au



WELCOME TO YOUR NEW LIFESTYLE

Our designs are created with you in mind, the luxury and quality of an Oasis Swim Spa will give you the satisfaction you deserve.

An Oasis Swim Spa provides you with multiple benefits! In the warmth of your new Oasis Swim Spa, you will not only experience a relaxing hydrotherapy encounter like no other; but with the addition of our patented 3-inch Turbo Swim Jets for optimal performance, you can either exercise against the powerful flow or just sit back, relax and soothe those tired muscles and aching joints.

Talk to our specialist Swim Spa dealers today about getting into an Oasis Swim Spa that's personalised for your lifestyle.

Oasis Spas, are world leaders in Swim Spa Technology. Backed up by our customer service, support and commitment.

Oasis Swim Spas are built by one of the world's largest international swim spa manufacturers whom distribute products in over 40 countries around the world. Our manufacturer is well respected globally for their quality and expertise. The support of such a major international manufacturer along with Oasis's drive, experience and ongoing research, enables Oasis to remain world leaders in swim spa technology. You can be assured that when you purchase an Oasis Swim Spa you are also receiving peace of mind

The Oasis Spa Head Office in Australia provides both you; and your Oasis Spa Retailer with professional help, advice and access to spare parts.

Oasis's Customer Support Plan provided by your Local Oasis Spa Retailer ensures advice, support and knowledge throughout the life of your spa.



OASIS HAS GLOBAL STRENGTH
WITH A NETWORK OF 40 COUNTRIES
AROUND THE WORLD




4.4M SERIES

Pro Model Shown

	HYDRO MODEL	PRO MODEL	ELITE MODEL
SEATS	4	4	4
PUMPS			
SWIM JET PUMP/S	2 x 3hp	3 x 3hp	2 x 3.5hp + 2 x 3hp
FILTRATION PUMP/S	1 x 0.5hp	1 x 0.5hp	1 x 0.5hp
JETS			
SWIM JETS	2	3	4
MASSAGE JETS	35	45	45
FILTRATION & SANITISATION			
FILTRATION	100sqft Filtration	100sqft Filtration	100sqft Filtration
SANITISATION	Ozone Mixing Chamber	Ozone Mixing Chamber	Ozone Mixing Chamber
CONTROLS			
CONTROLLER	Spa Tech C-III(200)	Gecko YE5 K.1001	Gecko YE5 K.806
HEATER	3KW Stainless steel	3KW Stainless steel	3KW Stainless steel
FEATURES			
INSULATION	5-Layer Insulation	7-Layer Insulation	7-Layer Insulation
HEAT PUMP READY	Yes	Yes	Yes
LIGHTING	2 x Large LED + Waterlevel	2 x Large LED + Waterlevel	2 x Large LED + Waterlevel
SWIM POLE & BAND	Base Only	Included	Included
LOCKABLE HARDCOVER	Included	Included	Included
HAND RAILS	Included	Included	Included
BASE	Soild ABS Base	Soild ABS Base	Soild ABS Base
POWER SUPPLY	32 Amp	32 Amp	45 Amp
OPTIONAL EXTRAS			
STEPS ULTRA ZONE WI FI BLUETOOTH STEREO HEAT PUMP			

DIMENSIONS: 4.4m x 2.35m x 1.29m **LITRES:** 5200 **DRY WEIGHT:** 785kg **TOTAL WEIGHT:** 5985kg



4.4M EXTRA DEPTH SERIES

Pro Model Shown

	PRO MODEL	ELITE MODEL
SEATS	2	2
PUMPS		
SWIM JET PUMP/S	3 x 3hp	2 x 3.5hp + 2 x 3hp
FILTRATION PUMP/S	1 x 0.5hp	1 x 0.5hp
JETS		
SWIM JETS	3	4
MASSAGE JETS	25	25
FILTRATION & SANITISATION		
FILTRATION	100sqft Filtration	100sqft Filtration
SANITISATION	Ozone Mixing Chamber	Ozone Mixing Chamber
CONTROLS		
CONTROLLER	Gecko YE5 K.1001	Gecko YE5 K.806
HEATER	3KW Stainless steel	3KW Stainless steel
FEATURES		
INSULATION	7-Layer Insulation	7-Layer Insulation
HEAT PUMP READY	Yes	Yes
LIGHTING	2 x Large LED + Waterlevel	2 x Large LED + Waterlevel
SWIM POLE & BAND	Included	Included
LOCKABLE HARDCOVER	Included	Included
HAND RAILS	Included	Included
BASE	Soild ABS Base	SolidABS Base
POWER SUPPLY	32 Amp	45 Amp
OPTIONAL EXTRAS		
STEPS ULTRA ZONE WI FI BLUETOOTH STEREO HEAT PUMP		

DIMENSIONS: 4.4m x 2.25m x 1.52m **LITRES:** 5600 **DRY WEIGHT:** 1060kg **TOTAL WEIGHT:** 6660kg




5.5M SERIES

Pro Model Shown

	HYDRO MODEL	PRO MODEL	ELITE MODEL
SEATS	4	4	4
PUMPS			
SWIM JET PUMP/S	2 x 3hp	3 x 3hp	2 x 3.5hp + 2 x 3hp
FILTRATION PUMP/S	1 x 0.5hp	1 x 0.5hp	1 x 0.5hp
JETS			
SWIM JETS	2	3	4
MASSAGE JETS	35	45	45
FILTRATION & SANITISATION			
FILTRATION	100sqft Filtration	100sqft Filtration	100sqft Filtration
SANITISATION	Ozone Mixing Chamber	Ozone Mixing Chamber	Ozone Mixing Chamber
CONTROLS			
CONTROLLER	Spa Tech C-III(200)	Gecko YE5 K.1001	Gecko YE5 K.806
HEATER	3KW Stainless steel	3KW Stainless steel	3KW Stainless steel
FEATURES			
INSULATION	5-Layer Insulation	7-Layer Insulation	7-Layer Insulation
HEAT PUMP READY	Yes	Yes	Yes
LIGHTING	2 x Large LED + Waterlevel	2 x Large LED + Waterlevel	2 x Large LED + Waterlevel
STAND UP MASSAGE WALL	N/A	Included	Included
SWIM POLE & BAND	Base Only	Included	Included
LOCKABLE HARDCOVER	Included	Included	Included
HAND RAILS	Included	Included	Included
BASE	Soild ABS Base	Soild ABS Base	Soild ABS Base
POWER SUPPLY	32 Amp	32 Amp	45 Amp
OPTIONAL EXTRAS			

STEPS | ULTRA ZONE | WI FI | BLUETOOTH STEREO | HEAT PUMP

DIMENSIONS: 5.5m x 2.35m x 1.29m **LITRES:** 6500 **DRY WEIGHT:** 1050kg **TOTAL WEIGHT:** 7550kg




5.5M EXTRA DEPTH SERIES

Pro Model Shown

	PRO MODEL	ELITE MODEL
SEATS	2	2
PUMPS		
SWIM JET PUMP/S	3 x 3hp	2 x 3.5hp + 2 x 3hp
FILTRATION PUMP/S	1 x 0.5hp	1 x 0.5hp
JETS		
SWIM JETS	3	4
MASSAGE JETS	25	25
FILTRATION & SANITISATION		
FILTRATION	100sqft Filtration	100sqft Filtration
SANITISATION	Ozone Mixing Chamber	Ozone Mixing Chamber
CONTROLS		
CONTROLLER	Gecko YE5 K.1001	Gecko YE5 K.806
HEATER	3KW Stainless steel	3KW Stainless steel
FEATURES		
INSULATION	7-Layer Insulation	7-Layer Insulation
HEAT PUMP READY	Yes	Yes
LIGHTING	2 x Large LED + Waterlevel	2 x Large LED + Waterlevel
SWIM POLE & BAND	Included	Included
LOCKABLE HARDCOVER	Included	Included
HAND RAILS	Included	Included
BASE	Soild ABS Base	SolidABS Base
POWER SUPPLY	32 Amp	45 Amp
OPTIONAL EXTRAS		
STEPS ULTRA ZONE WI FI BLUETOOTH STEREO HEAT PUMP		

DIMENSIONS: 5.5m x 2.25m x 1.52m **LITRES:** 9000 **DRY WEIGHT:** 1270kg **TOTAL WEIGHT:** 10270kg




5.9M DUO SERIES

Elite Model Shown

	PRO MODEL	ELITE MODEL
SEATS	4	4
PUMPS		
SWIM JET PUMP/S	3 x 3hp	2 x 3.5hp + 2 x 3hp
FILTRATION PUMP/S	2 x 0.5hp	2 x 0.5hp
JETS		
SWIM JETS	3	4
MASSAGE JETS	35	35
AIR JETS	12	12
FILTRATION & SANITISATION		
FILTRATION	100sqft Filtration	100sqft Filtration
SANITISATION	Ozone Mixing Chamber	Ozone Mixing Chamber
CONTROLS		
CONTROLLER	Gecko YE5 K.1001	Gecko YE5 K.806
HEATER	3KW Stainless steel	3KW Stainless steel
FEATURES		
INSULATION	7-Layer Insulation	7-Layer Insulation
HEAT PUMP READY	Yes	Yes
LIGHTING	2 x Large LED + Waterlevel	2 x Large LED + Waterlevel
SWIM POLE & BAND	Included	Included
LOCKABLE HARDCOVER	Included	Included
HAND RAILS	Included	Included
BASE	Soild ABS Base	SolidABS Base
POWER SUPPLY	32 Amp	45 Amp
OPTIONAL EXTRAS		
STEPS ULTRA ZONE WI FI BLUETOOTH STEREO HEAT PUMP		

DIMENSIONS: 5.9m x 2.35m x 1.29m **LITRES:** 7600 **DRY WEIGHT:** 1300kg **TOTAL WEIGHT:** 8900kg



5.9M DUO EXTRA DEPTH SERIES

Elite Model Shown

	PRO MODEL	ELITE MODEL
SEATS	4	4
PUMPS		
SWIM JET PUMP/S	3 x 3hp	2 x 3.5hp + 2 x 3hp
FILTRATION PUMP/S	2 x 0.5hp	2 x 0.5hp
JETS		
SWIM JETS	3	4
MASSAGE JETS	42	42
FILTRATION & SANITISATION		
FILTRATION	100sqft Filtration	100sqft Filtration
SANITISATION	Ozone Mixing Chamber	Ozone Mixing Chamber
CONTROLS		
CONTROLLER	Gecko YE5 K.1001	Gecko YE5 K.806
HEATER	3KW Stainless steel	3KW Stainless steel
FEATURES		
INSULATION	7-Layer Insulation	7-Layer Insulation
HEAT PUMP READY	Yes	Yes
LIGHTING	2 x Large LED + Waterlevel	2 x Large LED + Waterlevel
SWIM POLE & BAND	Included	Included
LOCKABLE HARDCOVER	Included	Included
HAND RAILS	Included	Included
BASE	Soild ABS Base	SolidABS Base
POWER SUPPLY	32 Amp	45 Amp
OPTIONAL EXTRAS		
STEPS ULTRA ZONE WI FI BLUETOOTH STEREO HEAT PUMP		

DIMENSIONS: 5.9m x 2.25m x 1.52m **LITRES:** 8500 **DRY WEIGHT:** 1457kg **TOTAL WEIGHT:** 9957kg



ACRYLIC AND CABINET COLOURS

In addition to Optix XL Acrylic's excellent gloss and colour retention, surfaces are naturally impervious to microbes. The non-porous nature of Aristech's acrylic defends against the penetration and subsequent growth of microorganisms on its surface. Oasis Spas are shielded against microbes, easy to clean and durable.



Sterling Marble



Storm Cloud



Ocean Wave



Slate Grey



MOCHA

OPTIONAL UPGRADES




GECKO IN.TOUCH

The ultimate wireless controller for your spa. In.Touch allows you to access the functions and features of your spa, even if you are away from home. Notifications keep you informed on the status of your spa. Allowing you to control your spa from your phone or tablet.

ULTRA ZONE SANITIZATION

UltraZone combines Ozone generation with UV-C sterilisation. A powerful oxidiser inactivating bacteria, burning off unwanted organic matter, leaving your spa water safe and clean whilst reducing your normal sanitiser usage by up to 70%.



GECKO IN.STREAM STEREO

Streamed from your spa, your favorite music never sounded so good! Designed to deliver clean, crisp rich sound in the high-fidelity rendition expected by music lovers, in.stream features Class D amplifier technology to enhance your outdoor audio experience.

READY FOR USE, ALL YEAR ROUND!

Are you looking for the most energy efficient way of heating your spa? Compared to gas or electric heaters, an air sourced heat pump uses a small amount of energy to generate a large amount of heat output. This energy efficient alternative can save you up to 75% on heating costs.

Apart from heating your spa more efficiently in the cooler months, it also works to cool your water down to a more refreshing temperature in summer. Available from 5kW to 12kW we have a model to suit every spa.



Oasis Elite Swim System

ADAPTIVE FLOW CONTROL AT YOUR FINGERTIPS

Swimming on the spot is made possible due to resistance against a continuous strong water flow. To swim properly, you need powerful pumps and unrestricted swim jets to create the necessary water flow. Precise swim jet positioning is also necessary so the water flow targets the body for maximum resistance.

Most swim spas use smaller round swim jets, which can be good for a targeted resistance but these create a harsh flow which reduces the swim experience. Others use wide blade jets which create a smoother effect; however these jets lack the power required for strong resistance.

After years of development and testing, Oasis Swim Spas have introduced new patented swim jet technology to our entire Oasis Swim Spa range with the 3-inch Turbo Swim Jet.

The Turbo Swim Jet has smooth continuous flow with the resistance required to provide an unparalleled swimming experience. Combining our superior Japanese made inverter system offering 10 various speeds for different swimmer, from gentle to challenge, Oasis Swim Spas has created the very best swim experience available.



Indulge in the Ultimate Swimming Experience



PATENTED TURBO SWIM JETS POSITIONED FOR MAXIMUM RESISTANCE

Oasis revolutionary patented 3 inch turbo swim jets provide a powerful yet smooth resistance for an unparalleled swimming experience.

Correct jet positioning is crucial. Our swim jets target the shoulders and chest to create maximum resistance. Low or wide jets just waste water flow.

Some brands run two swim jets off one pump, causing neither jet to work properly. All Oasis swim spas have one pump for each swim jet.

EXERCISE HANDRAIL AND EXERCISE BAND

- Great for teaching kids how to swim
- Create your own aqua aerobics workout
- Attach the exercise band to the handrail and use it for arm, shoulder and leg exercises.



SWIM POLE SWIM SYSTEM

- Fantastic alternative swim system
- Great for kids, less experienced swimmers and aerobic training
- Self correcting - swim fast, slow, left or right - No need to be a great swimmer or keep "in the zone"



SUPERIOR SWIM SPA TECHNOLOGY

- The standard height models have a stand-up massage wall
- Our Elite swim spa system creates a powerful, yet smooth water flow for the ultimate swim spa experience
- Our "Extra Depth" swim spa range offers deeper water for a better bathing and swimming experience.



FEATURES

INSULATION SYSTEM

- High density 25mm thick insulation on shell
- Insulated cladding plus insulation layer on sides of cabinet
- Wrap-around ABS base plus insulation at ground level
- Insulated locakable hardcover to further keep heat in

HEAT PUMP/GAS HEATER READY

- All plumbing and connections in place
- Just connect a heat pump to the plumbing and start saving up to 75%
- Integrated heat pump technology - Control your heat pump with your spa touchpad*

CONTROL SYSTEM

- Features thermal tuning, power saver mode, eco mode and sleep mode to help reduce running costs
- Got a Smart Meter? - Save up to 30% using off peak power combined with the power saver mode
- Large 3kw heater makes heating fast and efficient
- The only brand that can control it's own heat pump filter
- 100sqft filter system plus two anti-microbial filter cartridge
- High flow and lower power draw

FEATURES

- Swim Pole System*
- Stainless Steel Jet Trims
- Handrail & Exercise Band*
- LED Lighting & Backlit Controls
- Easy Care CD Ozone System
- Cascade Waterfalls*

PREMIUM COMPONENTS

- Premium "Gecko" equipment
- Larger stainless steel heaters for long life and quicker heat up times*
- Touch screen color display in pro model is fun to use and simple to learn

THICKEST SHELL ON THE MARKET

- 8-10mm thick fibreglass shell with American made Lucite or Aristech acrylic surface
- 6 layer laminated construction for strength and rigidity
- Shell strength is especially important in swim spas as the water alone will weigh 6-10 tonnes





WRAP AROUND ABS BASE

- A wrap-around ABS base seals the spa to keep out cold air and pests
- The ABS base also keeps the frame away from the weather
- This base allows us to insulate the spa at ground level to stop heat loss through the base

SUPER TOUGH CONSTRUCTION

- Super strong galvanised steel frame
- Engineered to support the sides of the spa and every seat to stop stress and flex on the shell
- All welds treated with multi-stage "cold gal" protection

PREMIUM BEARINGLESS SPA JETS

- The spa jets spin on a floating stainless steel shaft, means no bearings to clog or fail
- Tough PVC and stainless steel construction for long life and resistance to chemicals
- Easy to remove - just screw them out
- Our jets are self cleaning - so they don't need maintenance and will never stop spinning

CABINET

- Made from UV protected synthetic timber
- No sanding or oiling required
- Just spray the cabinet with a hose if it's dirty

EASY CARE TECHNOLOGY

- Water maintenance is simple with our handy after-spa clean up cycle*
- Stainless steel heater element
- Control your spa from anywhere with our Wi-Fi and stereo option

OZONE WITH BOOST CHAMBER

- Automatically kills germs and breaks down body oils for reduced chemical usage and crystal clear water
- Patented mixing chamber maximises ozone efficiency and protects you and your spa

FILTRATION

- Huge 100 square foot, 2 cartridge filtration system maximises filtration and water clarity
- Our larger filter system also means you won't need to clean your filters as often
- Our anti-microbial filter system means less chemical is needed



FIND US ON



OASISSPAS.COM.AU

The products included in the catalogue are for illustration purposes only, and may not always match the specifications of the advertised product, specification are subject to change without notice