

Duo Series

DAYDREAM SWIM SPA

www.oasisspas.com.au

The Duo Series Daydream Swim Spa is the ultimate entertainment, relaxation and exercise centre. With a plunge pool, never ending swimming pool and aquarobics area on one end, plus a separate hydrotherapy spa on the other, the Duo Swim Spa allows you to enjoy different temperatures for your swim and spa activities.



WORLD LEADERS IN SWIM SPA TECHNOLOGY

4 Pump Hydro

Swim Jets	2
High Performance Pumps	2x3HP (Swim) + 2x2HP (Spa)
Hydro Massage Jets	34 (Swim) + 56 (Spa)
Power Saver Filter Pump	1 (Swim) + 1 (Spa)
Seats	3 (Swim) + 5 (Spa)
Recliner Lounge	2 (Spa)
Stainless Steel Heater	3 Kw (Swim) + 3 Kw (Spa)
Large Underwater Multi Colour Lights	Both Ends
Large Dual Cartridge Filter System	Yes
High Density Lockable Cover	Yes
Sealed Wraparound Base	Yes

INCLUDES DAYDREAM PACK

Water Level LED Lighting	✓
Easy Care Ozone System	✓
Stainless Steel Jet Trims	✓
Multi Layer Cabinet Insulation	✓
Base for Swim Pole (Swim pole extra)	✓

VALUE OF DAYDREAM PACK \$4,065

PRICE

\$

Dimensions	5.9m x 2.25m x 1.3m
Litres / Dry Weight / Total Weight	7700L / 1180Kg / 8880Kg
Minimum Power	15 + 25 Amps

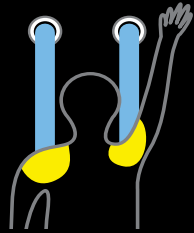
BEST SWIM AND SPA EXPERIENCE

World Leaders in Swim Spa Technology

"Power Flow" swim jets with no restrictors for maximum water flow. One 3 HP pump per jet - running 2 jets off one pump doesn't work. (Hydro model only)



We carefully position our swim jets for maximum resistance so there is no wasted water flow like other brands.



With our swim spas, swimmers can swim hard and fast, using our optional swim pole system for added resistance.



Targeted premium hydrotherapy jets for an awesome massage experience




PREMIUM QUALITY

The Strongest Spas on the Market

THE THICKEST SHELL ON THE MARKET

- 8-10mm thick, 6 layer laminated construction for maximum strength



PREMIUM BEARINGLESS JETS

- Jets spin on a floating stainless steel shaft so there's no bearings to fail
- No locking clips to break
- PVC and stainless steel construction for long life and resistance to chemicals



SUPER TOUGH CONSTRUCTION

- Super strong galvanised steel frame
- Designed to support the base, sides and seats



PREMIUM COMPONENTS

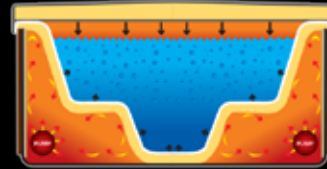
- Digital control system with stainless steel heater
- American "Lucite" acrylic
- Quality fittings throughout






POWER SAVER TECHNOLOGY

Save Thousands on Running Costs

POWER SAVER INSULATION SYSTEM



- 8mm thick foam on the shell keeps heat in the spa water
- Custom fit "no gap" cabinet locks heat in and keeps cold air out
- Insulated cladding plus multi layer insulation on the sides of the cabinet
- Lockable cover with high density foam stops heat loss from above
- ABS base helps stop heat loss at ground level



POWER SAVER FILTRATION PUMP

- Only runs 4 hours a day
- High flow - low power draw
- Quiet and reliable



EASY CARE TECHNOLOGY

Spa Care Made Easy

EASY CARE CD OZONE AND BOOST CHAMBER

- Automatically kills germs and breaks down body oils for crystal clear water and reduced chemical use



EASY CARE JETS

- Self cleaning - never stop spinning
- Easy to remove - just screw out



EASY CARE CABINET

- Made from UV protected synthetic timber.
- No sanding or oiling required
- Just spray the cabinet with a hose if it gets dirty



EASY CARE FILTRATION

- "Easy Care" filter system for clean, crystal clear water
- Surface skimming action removes debris from the water surface automatically



DAYDREAM PACK INCLUDED \$4,065 VALUE

WATER LEVEL AND UNDERWATER LIGHTING PACKAGE



STAINLESS STEEL JET TRIMS



2 X CD OZONE SYSTEM & BOOST CHAMBER



MULTI LAYER CABINET INSULATION

